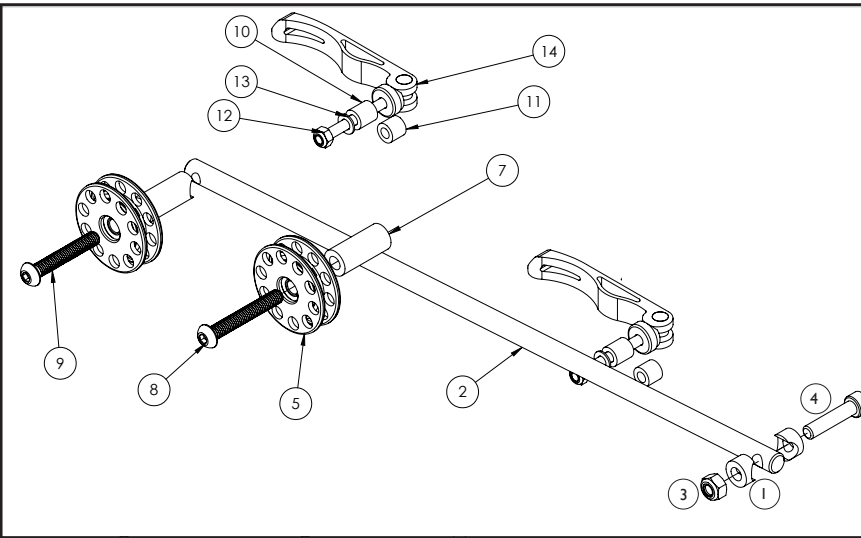




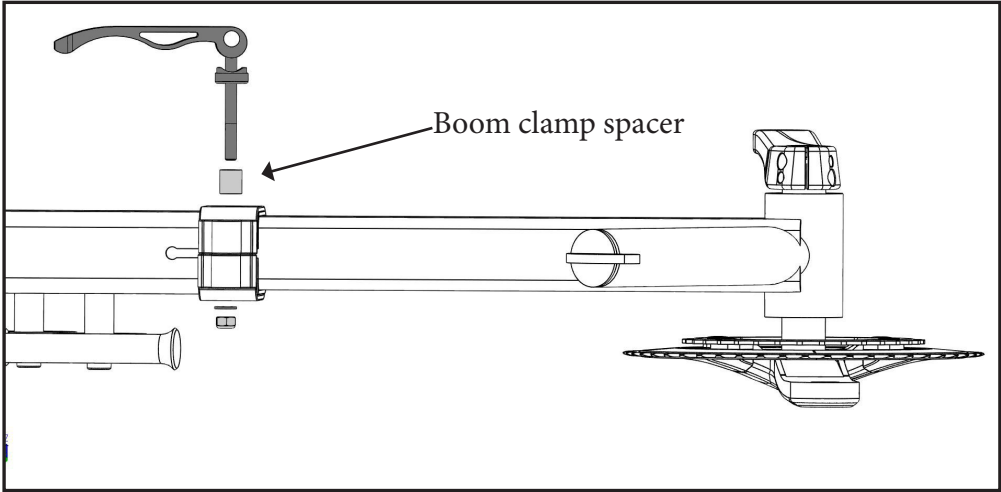
GS Chain Gobbler MAG/GT (GS600112)



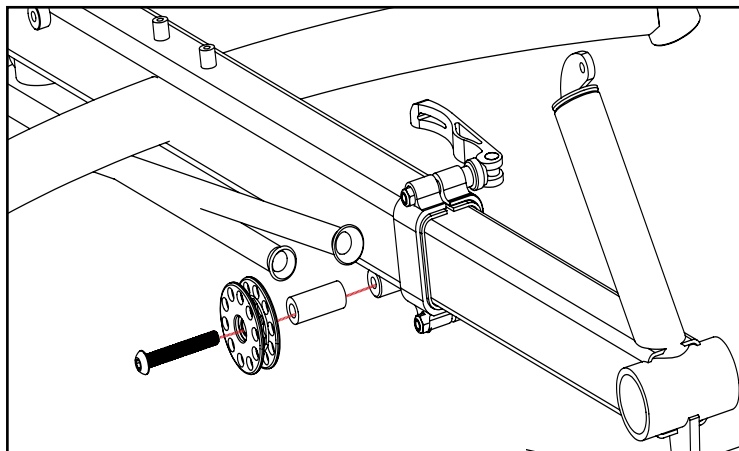
ITEM NO.	PART NUMBER	DESCRIPTION	QTY.
1	GS000481	GS CHAIN GOBBLER ROD WASHER	2
2	GS000482	GS CHAIN GOBBLER MOVING IDLER ROD	1
3	WH000082	M8x1.25mm STAINLESS STEEL NYLON-INSERT LOCKNUT	1
4	WH000008	M8X1.25 X 35MM long, Stainless Steel SHCS Full Thread	1
5	TT000261	IDLER, 10T DELUXE	2
6	GS000483	GS CHAIN GOBBLER MOVING IDLER SPACER	1
7	GS000484	GS IDLER SPACER, 36mm LONG	1
8	WH000186	M8 x 55mmL BHCS, SS	1
9	TT000010	M8 x 50mmL BHCS, SS	1
10	WC000063	SPACER FOR GS BOOM CLAMP, MAGNUM	2
11	WC000064	SPACER FOR GS BOOM CLAMP, GT	2
12	WH000007	M6x1.0 Nylon Locknut SS	2
13	WH000055	M6 Flat Washer w/12mm OD, SS	2
14	WC000062	QUICK RELEASE CAM LEVER - M6 THD	2

- 1
- Remove boom clamp bolts. Install Quick Release Levers (14), Boom Clamp Spacers* (10/11), M6 Flat Washers (13), and M6 Nyloc Nuts (12).

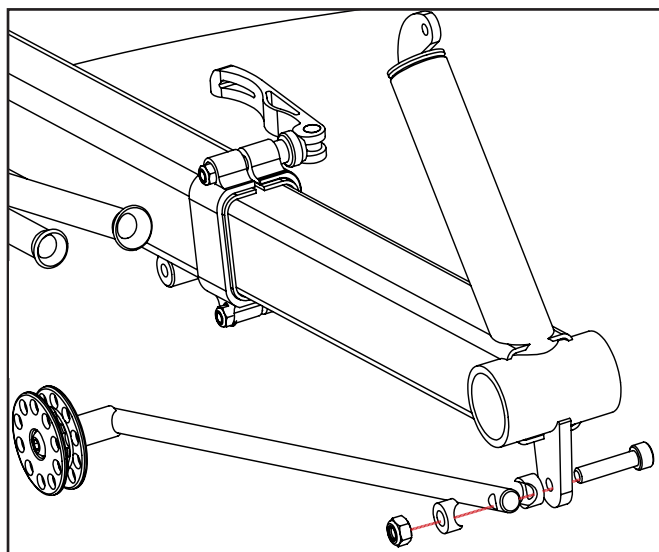
*Note: Boom clamp spacers are model specific. For Magnum models, use 10.5mm spacers (10). For GT models, use 13mm spacers (11).



- 2** Install 10t Idler (5) and Fixed Idler Spacer (7) onto frame using the M8x55 bolt (8).



- 3** Install Moving Idler Rod Assembly on boom mount using the M8x35 bolt (4) and M8 Nyloc Nut (3).



- 4** Route chain as shown below.

